



**Engine Rebuilding Equipment, Inc.**

5775 Bridgeview Center

Saginaw, Mi 48604

Web site: [www.rmceengine.com](http://www.rmceengine.com)

**USA & Canada**

Phone

Fax

**(800) 248-5062**

**(989) 754-3611**

**(989) 754-1696**

Replace main caps ...


Install aftermarket caps ...

Re-machine one piece rear seal housings ...

Repair main saddles ...

Bore front and rear without changes ...

## RMC Portable Line Bore System



### **LB7000 - Line Boring**

(shown installed on an RMC V20cnc Engine Machining Center)

*Dedicated to serving your engine rebuilding equipment needs.*

## RMC's Line Bore Tooling Package ....

Modular by design, the LB7000 allows you to meet your specific needs while providing full line bore capability at a fraction of the cost. Designed to accommodate the most popular engine models, custom applications can be added. The system includes adaptor plates for boring mains and cambores in large and small block Chevy, Chrysler and Ford V8's as well as GM 90\* and Ford SVO V6 blocks. The plates attach directly to the block providing a "mated" association with the work and the tooling. This insures a very stable setup and allows complete access to all bearing housing bores.

Technical Data	LB7000
Boring capacity with standard equipment	1.62 - 3.50"
Work length capacity with standard equipment	30"
Work length capacity with optional equipment	60"
Motor (PF model only)	2 speed
Electrical (PF model only)	115 volt
Air Supply (regulated and filtered)	100 psi
Net/Shipping weight (approximate)	185 / 195 lbs




Patented system for aligning and clamping holds adjustments without the "shifting" associated with conventional methods.




With the optional right angle drive, the system can be used in a variety of milling machines or bridgeport style mills.



The LB7000 provides conventional "dial-in" of the bar or precision locating with main ring bushings. Bushings require no "dial-in", further reducing setup time.



Intermediate bar support supplied as standard equipment, is self aligning, reducing setup time considerably. No additional indicating is required.



In order to bring you the most advanced features as soon as possible, all features, descriptions and technical specifications are subject to change.



**Engine Rebuilding Equipment, Inc.**

5775 Bridgeview Center  
Saginaw, Mi 48604

Web site: [www.rmcengine.com](http://www.rmcengine.com)

**USA & Canada**

Phone

Fax

**(800) 248-5062**

**(989) 754-3611**

**(989) 754-1696**